

JNMP120-280~300

High efficiency poly solar module

Front-Runner PV module

JNMP120

Adaptable to various scenarios.

Demonstrated extremely low degradation.

Half-cut design reduces loss.

Higher power output effectively reduces BOS and LCOE.

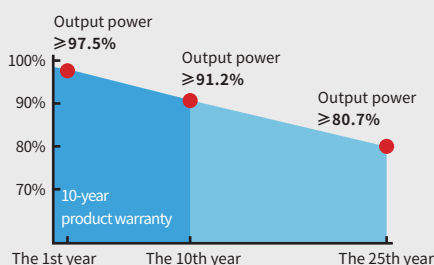
Compatible with 1000V and 1500V system voltage.

CERTIFICATION



TUV: IEC/EN 61215, IEC/EN 61730
 GB/T 19001-2016/ ISO 9001:2015
 GB/T 24001-2016/ ISO 14001:2015
 OHSAS 18001:2007
 CNAS-CL01: ISO/IEC 17025:2017

QUALITY ASSURANCE



Advanced production process

Optimized 5BB design
 Cell efficiency >19.1%



Superior quality control

Full automatic production line
 MES and ERP digitizing logistics management
 100% three times EL and appearance inspection



Excellent power generation performance

0~+5W positive power tolerance
 Improved low light irradiance performance and low degradation



Stable mechanical performance

Passed rigorous hail test
 Withstands 5400Pa snow and 2400Pa wind loads



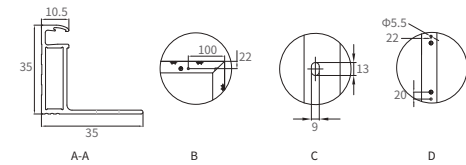
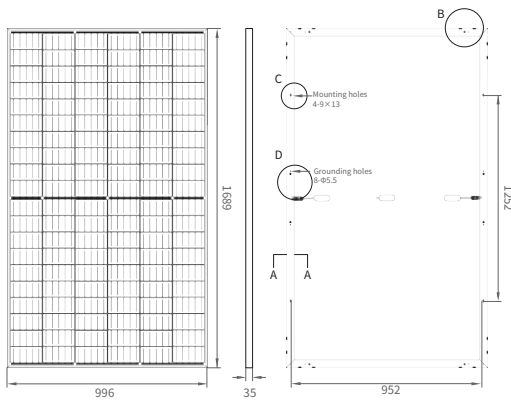
Long weather resistance

Excellent anti-PID performance
 Certified in fireproofing for safety



JINNENG CLEAN ENERGY TECHNOLOGY LTD JINNENG PHOTOVOLTAIC TECHNOLOGY LTD

No.1 Wenshui Economic Development Zone, Lvliang, Shanxi 032100, China
 No. 533, East Guang'an Street, Yuci District, Jinzhong, Shanxi 030600, China
 Tel: +86(354)2037999 E-mail: sales@jinery.com



TEMPERATURE COEFFICIENTS

Nominal Module Operating Temperature (NMOT)	45±2°C
Temperature Coefficient Voltage (Voc)	-0.31 %/°C
Temperature Coefficient Current (Isc)	0.05 %/°C
Temperature Coefficient Power (Pm)	-0.39 %/°C

MECHANICAL PARAMETERS

Cell (mm)	158.75*79.375 Poly
Dimensions (L*W*H) (mm)	1689*996*35
Weight (kg)	18.6
Cable Cross Section Size (mm ²)	4
Cable Length (mm)	Positive 295 / Negative 145
No. of Cells & Connections	120(6*20)
No. of Diodes	3

QUALIFICATION

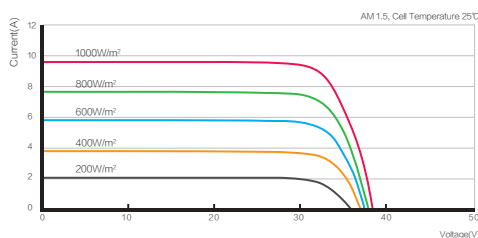
Max. System Voltage (V DC)	1000 / 1500
Temperature Cycling Range (°C)	-40~+85
Max. Series Fuse Rating (A)	20
Max. Wind Load / Max. Snow Load (Pa)	2400 / 5400
Hot Spot Rate	100% Free
Connector Type	MC4 Compatible
Fire Rating	Class C
Junction Box & Connector Protection Grade	IP68

ELECTRICAL PARAMETERS

JNMP120-280 JNMP120-285 JNMP120-290 JNMP120-295 JNMP120-300

	JNMP120-280	JNMP120-285	JNMP120-290	JNMP120-295	JNMP120-300	
STC AM1.5 1000W/m ² Cell Temperature 25°C	Max. Power at STC (Pmpp/W)	280	285	290	295	300
	Output Tolerance (W)	0-+5	0-+5	0-+5	0-+5	0-+5
	Max. Power Voltage (Vmp/V)	31.39	31.63	31.87	32.10	32.33
	Max. Power Current (Imp/A)	8.92	9.01	9.10	9.19	9.28
	Open Circuit Voltage (Voc/V)	38.58	38.86	39.13	39.40	39.66
	Short Circuit Current (Isc/A)	9.45	9.55	9.65	9.75	9.85
	Module Efficiency (%)	16.6	16.9	17.2	17.5	17.8
NMOT AM1.5 800W/m ² Ambient Temperature 20°C Wind Speed 1m/s	Max. Power at NMOT (Pmpp/W)	208.4	212.1	215.8	219.6	223.3
	Max. Power Voltage (Vmp/V)	29.20	29.43	29.65	29.86	30.07
	Max. Power Current (Imp/A)	7.14	7.21	7.28	7.35	7.42
	Open Circuit Voltage (Voc/V)	36.18	36.44	36.70	36.95	37.19
	Short Circuit Current (Isc/A)	7.62	7.70	7.79	7.87	7.95

I-V CURVE(290W)



PACKING CONFIGURATION

Container (High cube)

Pieces Per Pallet	31
Pallets Per Stack	2
Extra Pieces Per Stack	4
Stacks Per Container	13
Pieces Per Container	858

CAUTION: The contents of this specification are measured under standard test conditions and are for reference only and are subject to change without notice. Read safety and installation instructions before using the product.
© 2020 (1) JINNING CLEAN ENERGY TECHNOLOGY LTD. ALL RIGHTS RESERVED.